




# Online Canteen Ordering



## Canteen Online Ordering Deadlines:

- Standard menu orders: Must be placed by 8:45am for same-day delivery
- Modified menu orders: Available between 8:45am and 9:45am

## Canteen Window Sales


- Secondary Students: May purchase lunch items over the counter during break times
- Primary Students: May purchase snacks and ice-blocks only during break times

## How to Register for School Shop Online

1. Visit [School Shop Online External link](#) and click the Parents icon
2. Begin typing Woodcrest and select either Primary or Secondary (either option is fine if you have children in both)
3. Follow the prompts to register and link all children in your family to the account



# Online Canteen Ordering



## How to Place an Order

1. Go Online to [School Shop Online External link](#)
2. Register as a parent (you will be given the option to activate an e-Wallet)
3. Register your child/ren – additional students can be added later under ‘My Account’


## To Order:

- Go to the Tuckshop eStore
- Select:
  - Delivery date
  - Student name
  - Session (for tuckshop orders)
- Choose your items and add them to your cart
- Proceed to Checkout

## To Pay:

You can choose from:

- Credit Card
- PayPal
- e-Wallet (**Secondary Students Only**)
- You will receive a confirmation email and receipt upon successful payment. You can also view transactions anytime under ‘My Account’.



## e-Wallet – A Cashless Way to Pay (Secondary Students Only)

Want an easy, cash-free way for your child to pay at the canteen? The e-Wallet allows students to make purchases without cash or cards.

### Getting Started:

- Create a SchoolShopOnline account and activate the e-Wallet
- Transfer funds into the wallet
- Email ..... to confirm your account is ready

### In your email, please include:

- Student name(s)
- Year level(s)
- Daily spending limit

### How it Works at the Register:

Students simply tell the canteen staff they would like to pay using their e-Wallet and provide their name. Staff will access the wallet and process the payment.